


AIR FORCE SCHOOL, ASTE
HOLIDAY HOMEWORK(2023-24)
CLASS V

S.NO	SUBJECT	ACTIVITY/ASSIGNMENT/PROJECT
1	ENGLISH	<ol style="list-style-type: none"> 1. Write a conversation between you and your friends. Imagine the situation you are playing in a park with your friends. A visually- impaired boy comes to the park. He looks around, as if wanting to play. What would you and your friends do in this situation? Refer the video - https://youtu.be/HdLGxtzzlqc 2. Read a newspaper daily and search the meanings for the new words using the dictionary (Maintain a 100 page notebook that includes the newspaper clippings along with their meaning and submit it on the reopening day) {minimum 3 words per day} 3. Watch the video of “Brain exercises to strengthen your Mind” and practice. https://youtu.be/pCpiteBel8E (video link) Record a 2 minutes video of your exercise. 4. How can you keep the environment clean and green by practicing the 3 R’s ? (Reuse can be demonstrated by best out of waste using your creative ideas and thoughts)  <p>Draw your favorite Mandela art and write why you liked it.</p>
2	HINDI	<ol style="list-style-type: none"> 1. आपने गर्मी की छुट्टियाँ किस प्रकार बिताई - दस पंक्तियों में लिखकर बताएँ। अपने परिवार के साथ बिताए गए पलों में से किन्हीं दो सुनहरे पलों के चित्र चिपकाएँ। 2. 'योग का महत्त्व' विषय पर एक पोस्टर बनाएँ। 3. अपनी दादीजी या नानीजी से कोई भी एक परंपरागत व्यंजन बनाने की विधि जानिए और उसे बनाते हुए एक विडियो बनाइए।

4 . भारत के राज्य तथा केन्द्रशासित प्रदेशों की राजधानियों के नाम उदहारण के अनुसार एक चार्ट पेपर पर सुन्दर अक्षरों में लिखिए ।



5. सुलेख पुस्तिका में पृष्ठ संख्या एक से बीस तक सुलेख लिखें।

6 . आनंद के लिए पढ़ें – क) तेनालीराम की कहानियाँ

ख) मेरी पहली स्वर्णिम कहानी – काबुलीवाला , इच्छापूर्ति , मास्टर जी (रविन्द्रनाथ टैगोर द्वारा)

ग) मालगुडी की कहानियाँ (आर . के . नारायण द्वारा)

घ) अरेबियन नाइट्स की रोचक कहानियाँ (किरण नगरकर द्वारा)

7 . 'कोशिश करने वाले की कभी हार नहीं होती' कविता याद कीजिए ।

3

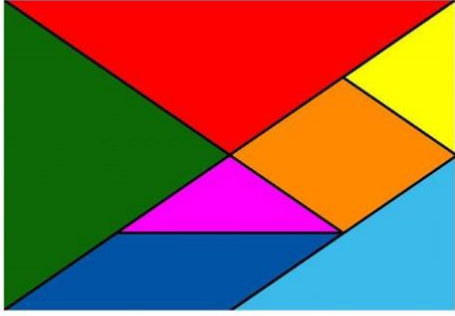

MATHS

1. Calculate the monthly grocery expenses: Accompany your parents to grocery shop and make a list of items and calculate the expenses for a month.

2. Tangram : Make a set of tangrams by paper folding using 8 x8 grid.

Using the tangram pieces do the following:

- Try to make a triangle, a square and a rectangle using 2 pieces of the tangram set.
- Try to make a triangle, a square and a rectangle using 3 pieces

		<p>of the tangram set.</p>  <p>(Picture for Reference)</p>
4	EVS	<p>1.Find an underprivileged child in your neighborhood and spend some time during vacations, helping them to read and write. While doing so make a video.</p> <p>2.Draw or paste the pictures of five birds and animals for each of the following category, those who have-</p> <ol style="list-style-type: none"> Super sense of smell. Super sense of sight. Super sense of sound. <p>3 Collect information about any three dance forms where animal movements are imitated (on A4 sheet)</p> <p>3. CREATE A PUPPET</p> <p>Use old cardboard, socks, paper etc. to create a puppet of any animal or insect, give name to it and write their importance in the environment.</p> 

4. BUILD A BIRDHOUSE

Take an old cardboard box or pot and build a birdhouse, keep some grains to attract birds and record it.



OR

5. BUILD A BIRD FEEDER

Take old plastic bottles and plates to build a bird feeder, hang it in your balcony and list the number of birds that come to feed from it during the summer vacation.



Suggested reading : WWF Wild Friends series



Dear Parents

Please take note of the following instructions:

- 1. Encourage your child to read books.**
- 2. You are requested only to guide your child while doing the homework.**
- 3. Originality of the work will be appreciated.**